

LILLIPUT®

7" 4K HDMI
VOICE CONTROL
CAMERA MONITOR

MODEL NO.
V7

I AM LILI.
WHAT CAN I
DO FOR YOU



On-camera monitor for DSLR or professional video cameras.
Application for filmmaking & taking photos.



Voice Control



1920×1200 FHD



HDMI 2.0 In/Out



NP-F Battery Plate



I am Ready.

OK False Color Deactivated.

OK Center Marker Activated.

Deactivate False Color!

Activate Center Marker!

HELLO LiLi!

VOICE CONTROL

The monitor can be voice-controlled by human voice, and the required auxiliary functions can be turned on or off quickly. Avoid complex operations in the menu through buttons or touch screens.

TOUCHLESS SHORTCUTS

Voice control allows photographers to free their hands and operate the monitor without contact. There is no need to worry about leaving fingerprints that affect the clarity of screen panel.



Voice Control

Direct and fast wake-up function without entering the menu.

VOICECONTROL

Activate Center Marker!
OK Center Marker Activated



Touch Control

Need to enter a multi-level menu selection and leave fingerprints.

Function
CENTER MARK
ASPECT MARKER
SAFETY MARKER

LILLI

1920×1200 RESOLUTION

FHD Panel with 100% BT.709 Color Space

The color spaces are calibrated by a precision calibrator, so the color space can be switched between BT.709 and Native.

4K HDMI VIDEO SIGNAL





HDMI 2.0 Input And Loop Output



Supports HDMI 2.0 video signal input and loop output, up to 4K 60Hz.



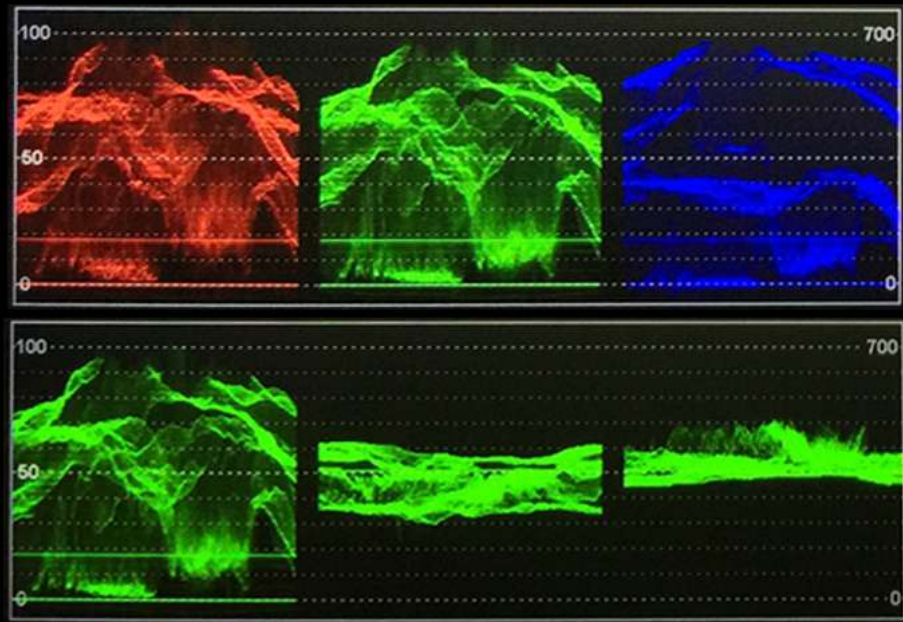
FUNCTION FOR CONTROL

The following are all of the functions and settings that Li Li can currently help you turn on or off.
If there is no voice command after 15 seconds, Li Li will be in a rest state.

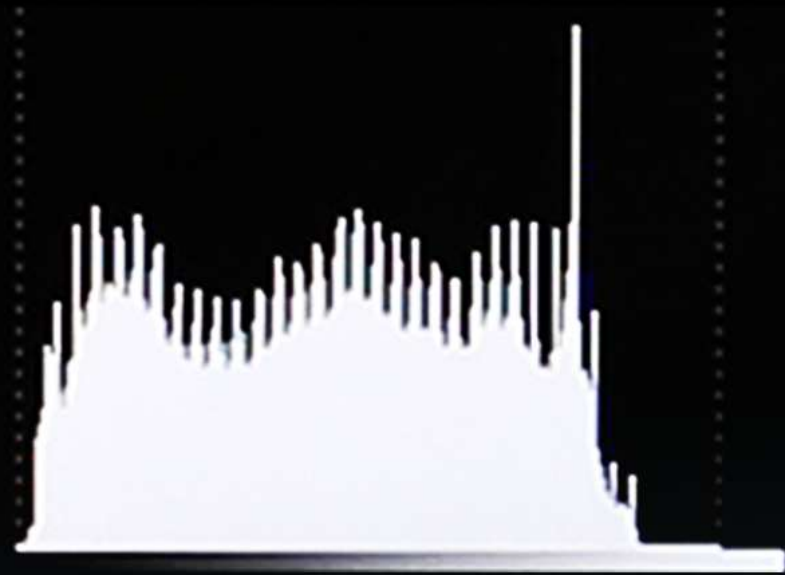
 User	 LiLi
HELLO / HI / HEY LILI	
ACTIVATE CENTER MARKER	OK CENTER MARKER ACTIVATED
ACTIVATE ASPECT MARKER	OK ASPECT MARKER ACTIVATED
ACTIVATE SAFETY MARKER	OK SAFETY MARKER ACTIVATED
ACTIVATE OVERSCAN	OK OVERSCAN ACTIVATED
ACTIVATE SCAN	OK SCAN ACTIVATED
ACTIVATE COLOR SPACE	OK COLOR SPACE ACTIVATED
ACTIVATE CAMERA LOG	OK CAMERA LOG ACTIVATED
ACTIVATE CHECK FIELD	OK CHECK FIELD ACTIVATED
ACTIVATE FREEZE	OK FREEZE ACTIVATED
ACTIVATE COLOR BAR	OK COLOR BAR ACTIVATED
ACTIVATE PEAKING	OK PEAKING ACTIVATED
ACTIVATE FALSE COLOR	OK FALSE COLOR ACTIVATED
ACTIVATE EXPOSURE	OK EXPOSURE ACTIVATED
ACTIVATE HISTOGRAM	OK HISTOGRAM ACTIVATED
ACTIVATE WAVEFORM	OK WAVEFORM ACTIVATED
ACTIVATE MUTE	OK MUTE ACTIVATED
ACTIVATE LEVEL METER	OK LEVEL METER ACTIVATED

 User	 LiLi
DEACTIVATE CENTER MARKER	OK CENTER MARKER DEACTIVATED
DEACTIVATE ASPECT MARKER	OK ASPECT MARKER DEACTIVATED
DEACTIVATE SAFETY MARKER	OK SAFETY MARKER DEACTIVATED
DEACTIVATE OVERSCAN	OK OVERSCAN DEACTIVATED
DEACTIVATE SCAN	OK SCAN DEACTIVATED
DEACTIVATE COLOR SPACE	OK COLOR SPACE DEACTIVATED
DEACTIVATE CAMERA LOG	OK CAMERA LOG DEACTIVATED
DEACTIVATE CHECK FIELD	OK CHECK FIELD DEACTIVATED
DEACTIVATE FREEZE	OK FREEZE DEACTIVATED
DEACTIVATE COLOR BAR	OK COLOR BAR DEACTIVATED
DEACTIVATE PEAKING	OK PEAKING DEACTIVATED
DEACTIVATE FALSE COLOR	OK FALSE COLOR DEACTIVATED
DEACTIVATE EXPOSURE	OK EXPOSURE DEACTIVATED
DEACTIVATE HISTOGRAM	OK HISTOGRAM DEACTIVATED
DEACTIVATE WAVEFORM	OK WAVEFORM DEACTIVATED
DEACTIVATE MUTE	OK MUTE DEACTIVATED
DEACTIVATE LEVEL METER	OK LEVEL METER DEACTIVATED


PS: The Voice Control only supports English version.




WAVEFORM



HISTOGRAM



FALSE COLOR



PEAKING FOCUS



3D-LUT



CAMERA ASSIST FUNCTIONS




NP-F BATTERY PLATE

Supports SONY NP-F series batteries, and can be used for about 2-3 hours using F970 batteries.



VOICE CONTROL BUTTON

If user doesn't want to use voice control, just short press the red button to disable it.



OUTDOOR SUNSHADE

It is suitable for outdoor use under the sunlight and can also be used to prevent the surrounding light from interfering with the video.



USB-C POWER BY PD

The monitor can be powered via the USB-C port, such as a power bank.



OUTDOOR CAMERA GEAR

Best Outdoor Camera Partner

The monitor can be firmly locked on the top of camera or handheld gimbal through the 1/4" hot shoe bracket.



SPECIFICATIONS

DISPLAY	Panel	7"
	Physical Resolution	1920×1200
	Aspect Ratio	16:10
	Brightness	450cd/m²
	Contrast	1200:1
	Viewing Angle	160°/ 160°(H/V)
	HDR	ST2084 300/1000/10000/HLG
	Supported Log formats	SLog2 / SLog3 / CLog / NLog / ArriLog / JLog or User...
	Look up table (LUT) support	3D LUT (.cube format)
	Calibration	Calibrate color space to BT.709
VIDEO INPUT	HDMI	1×HDMI 2.0 (Supported 4K-HDMI formats)
VIDEO OUTPUT	HDMI	1×HDMI 2.0 (Supported 4K-HDMI formats)
FORMATS	HDMI	2160p 24/25/30/50/60, 1080p 24/25/30/50/60, 1080pSF 24/25/30, 1080i 50/60...
AUDIO (48kHz PCM Audio)	HDMI	8ch 24-bit
	Ear Jack	3.5mm
	Built-in Speakers	1
CONTROL	Voice Control	≤1m, ≥50dB
POWER	Input Voltage	DC 7-24V or Powered by USB-C (PD protocol)
	Power Consumption	≤10W (12V)
ENVIRONMENT	Operating Temperature	0℃~50℃
	Storage Temperature	-20℃~60℃
OTHER	Dimension(LWD)	186.2mm×121mm×25mm
	Weight	320g

Note: Due to constant effort to improve products and product features, specifications may change without notice.

STANDARD ACCESSORIES

